



2-Port Serial Server

■ ■ SE5002

RoHS-compliant

- Rugged metal case with DIN-Rail/wall-mount
- 15KV ESD protection for serial signals
- 10/100Mbps Fast Ethernet full duplex auto negotiation
- Support multipl link mode with TCP server/client, UDP and Virtual COM mode
- Monitor, manage and control industrial field devices remotely
- Configuration: Built-in Web Server /Serial Console/ Telnet
- Windows Base utility for IP configuration
- Upgrade firmware from remote-PC via Ethernet

Make Serial Devices Ready to the Network

The Industrial Serial Server SE5002 is a 2-port gateway between Ethernet (TCP/IP) and serial signal communications. It allows almost any serial device to be connected to a new or existing Ethernet network.

By encapsulating serial data and transporting it over Ethernet, SE5002 offers full-duplex, bi-directional data transmission transparent between serial port and Ethernet network.

Easy to Use

Flexible configuration options enable this unit to be setup over Ethernet by Telnet, Web browser, Serial Console, or other Windows utilities. Packed in a rugged metal housing for wall or DIN-Rail mount with 9~30VDC wide power input range, SE5002 is ideal for almost any industrial and manufacturing automation.

Atop Virtual COM software provides existing Windows based application to access serial device by mapping to remote serial server via Ethenet.

Specially Designed for Automation Fields

In industrial and manufacturing automation fields, SE5002 is used as a field device to connect Ethernet through TCP/IP protocol directly. It is also specially designed for conjunction with PLCs, HMIs, Barcode Scanners, Data Terminals, Electronic Kanbans, Shop Floor Control Systems, and Pick-to-Light Systems.

2-Port Serial Server



Specifications

Ethernet

Compliance	IEEE802.3
Port	1-port
Transmission Rate	10/100Mbps Auto-detection
Connector	RJ-45
Auto MDI/MDI-X	Yes

Link Mode

TCP Server	Single connection or Virtual Com mode
TCP Client	Single destination
UDP	Up to 4 Ranges of IPs

Serial

Interface	RS-232/422/485 software selectable(SE5002) RS-422/485 software selectable(SE5002-S55is)
Ports	2-port
Baud Rate	1200bps~230Kbps
Parity	None, Odd, Even, Mark, Space
Data Bits	7, 8
Stop Bits	1, 2
Flow Control	None, Software: Xon/Xoff, Hardware: RTS/CTS
Connector	9-pin D-Sub(SE5002) / 5-pin 3.81mm Terminal block(SE5002-S55is)
Protection	15KV ESD

Power

Input	DC 9 ~ 30V
Consumption	Max. 1.5W(SE5002) / Max. 3 W

Environment

Operating	0°C ~ 60°C (32° ~ 140°F)
Storage	-40° ~ 85°C (-40°~ 185°F), 5 ~ 95%RH

Dimension

W x H x D	75mm x 85mm x 28mm
-----------	--------------------

Software

Configuration	Web Page / Telnet / Serial console / Windows utility
Virtual Com	Windows port redirection software
Support Protocol	ICMP, TCP(UDP) / IP, DHCP client, SNMP, SMTP, HTTP, Telnet

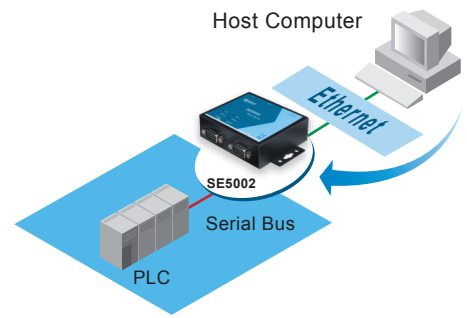
Ordering Information

1P1SE500200001G SE5002	2-port software selectable RS-232/422//485(DB9) serial server without adapter
1P1SE500200002G SE5002-S55is	2-port software selectable RS-485/422(TB Lockable) photo isolation serial server without adapter

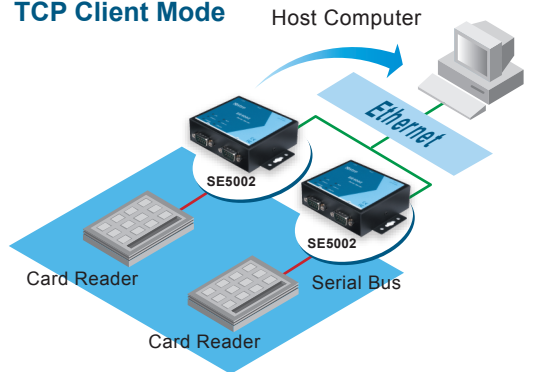
Optional Accessories

Power Adapter	For : SE5002 - DC Lockable Jack: UN315-1212(US-LDC) LV6 : 50500151120004G Lockable DC jack (5.5/2.1/9.5 mm) power adapter, 100~240VAC input, 1.25A @ 12 VDC output, US plug, LV6 UNE315-1212(EU-LDC) LV6 : 50500151120014G Lockable DC jack (5.5/2.1/9.5 mm) power adapter, 100~240VAC input, 1.25A @ 12 VDC output, EU plug, LV6
	For: SE5002-S55is (Y-Type) UN315-1212 (US-Y) : 50500151120003G Y-Type power adapter, 100~240VAC input, 1.25A @ 12VDC output, US plug, LV6 UNE315-1212 (EU-Y) : 50500151120013G Y-Type power adapter, 100~240VAC input, 1.25A @ 12VDC output, EU plug, LV6

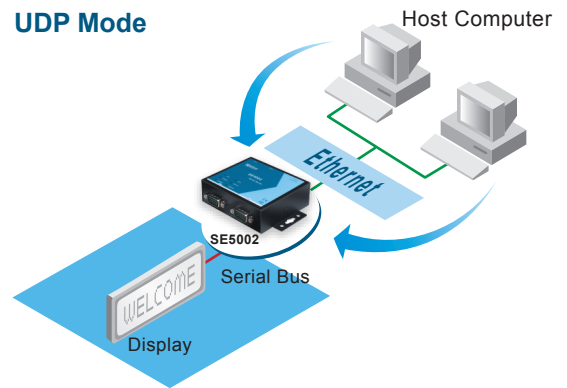
TCP Server Mode



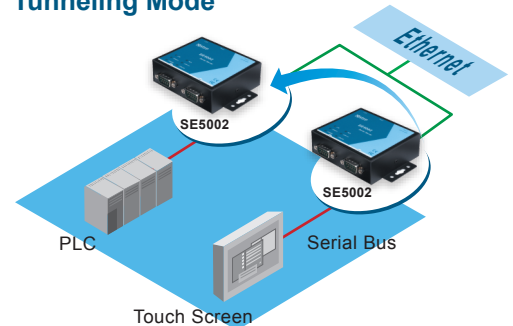
TCP Client Mode



UDP Mode



Tunneling Mode



Atop Technologies, Inc.

TEL : +886-3-5508137
FAX : +886-3-5508131
sales@atop.com.tw
http://www.atop.com.tw

Design and specification are subjected to change without notice.
All product names referenced herein are registered trademarks of their respective companies.



CA_SE5002_E : V4-170630